

# Printable Book Instructions

“Keep Your Hands to Yourself”

Grade: K



## PRINTABLE BOOK

This handy printable book is a great way to review what was learned.  
And it can be easily referenced at any time!

- **K.RF.1a:** Follow words from left to right, top to bottom, and page-by-page.
- **K.RF.1b:** Recognize that spoken words are represented in written language by specific sequences of letters.
- **K.RF.1c:** Understand that words are separated by spaces in print.

### Materials Needed:

- Printable book pages
- Scissors
- Stapler

### Preparation:

- Print copies of the printable book pages for each student.
- Gather the needed materials in an appropriate area.

### Steps to Success:

1. Have students carefully cut along the dotted line that runs across the center of the page.
2. Have the students fold the book pages along the solid fold line that runs vertically down the center of the page.
3. Assist students in stapling the pages together.



Wonder Grove Kids

wgep074 v02

“Keep Your Hands to Yourself”

staple



This book belongs to:


\_\_\_\_\_

staple



Maria was too close to Dee.

cut line




She did not keep her hands to herself.


fold line



Dee did not like it. She did not want to be touched.




In class, Maria touched Dee's hair.



Maria did not ask.

cut line



Dee did not like it. She did not want to be touched.

fold line



Dee was upset.



Dee reminded Maria to keep her hands to herself.



It is not nice to touch without asking.

cut line



Maria was sorry. She will ask before touching from now on.

fold line

**The end.**

**WonderGroveKids**

staple

staple